

Objectives and investment policy

**Objectives**  
The objective of this alternative investment fund is to achieve investment growth in any type of market conditions (absolute return). The share class is accumulating.

**Investment policy**  
The fund gains investment exposure to bonds and money market instruments from member states of the EU, member states of the OECD, China or public international bodies. The fund may gain exposure to any sector. The fund is categorised as article 8 under SFDR and promotes environmental and/or social characteristics, as well as good governance practices, through screening, exclusions, investment analysis and decision-making as well as active ownership. The fund follows Danske Invest's responsible investment policy. In actively managing the fund's portfolio, the investment manager applies flexible and dynamic investment strategies, taking long and short positions that seeks to take full advantage of market changes and opportunities within fixed income markets. The fund may use derivatives for hedging and efficient portfolio management, as well as for investment purposes. Expected leverage is 1,500% to 3,500% with an expected maximum of 4,000%. The main part of the share class' NAV will be hedged against the base currency of the fund. However, the share class remains exposed to the currencies of the investments in the fund. Recommendation: The fund may not be appropriate for investors who plan to redeem their money within 3 years.

Latest fund report

In April, Danske Invest Hedge Fixed Income Global Value Fund provided a return of 0.45%. Year to date the return is 6.43%. Since inception in June 2018, the portfolio has provided a return of 81.56%.

April was a very volatile month for risky assets. After the 'Liberation Day' announcement high volatility particularly in equity markets followed. In the US Treasury market there was significant underperformance to interest rate swaps. Meanwhile, investors found a safe haven in German government bonds. The credit spread widening was more profound in low beta EM and credits such as bank senior debt while EUR covered bonds also widened but to a much lesser extent. The weakening in especially the Treasury market can have pushed Trump to go for the 90-day pause which fuelled a strong improvement in sentiment and bounce in equities towards the end of the month. Credit spreads ended the month only slightly wider than the starting level of the month.

2025 has the potential to remain volatile. Market focus remains centred on the next announcements from Trump as the 90 day pause approach the end. In addition, uncertainty regarding the rate path from both the ECB and the Fed remains high.

Q1 is traditionally the busiest quarter of the year in global fixed income markets. We expect high issuance activity to continue in Q2 which could provide attractive opportunities amid high volatility. Issuers will try to take advantage of lower volatility periods. Meanwhile, the need for additional funding to increased defence spending is putting upside risk to this year's sovereign funding outlook.

At the end of April the portfolio risk level (in terms of Value-at-Risk) is 31% below our maximum risk limit, which is slightly higher compared to the end of last month. We are ready to increase or decrease the risk utilisation in the fund in the coming months depending on the opportunities that may arise.

Historical returns are no reliable indicator of future returns. It should be noted that monthly returns (in per cent) are non-additive.

Awards



Manager

**Name:**  
Anders Møller Lumholtz  
Danske Bank Asset Management

**Title:**  
Chief Portfolio Manager

**Background:**  
M.Sc. (Economics)

**Years of experience:**  
16

Basic information

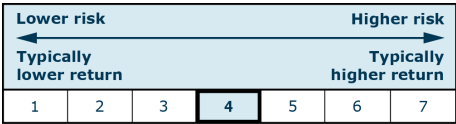
ISIN code	LU1807294613
Bloomberg ticker	DIFCSHP LX
Currency	SEK
Total assets, mill. EUR, 16.05.2025	1,064.2
Net asset value (NAV), 16.05.2025	1,818.20
Minimum initial investment	1,000 EUR
Management fee	0.90%
Sub-fund of	Danske Invest SICAV - SIF
Fund domicile	Luxembourg
Management company	Danske Invest Management A/S

Charges

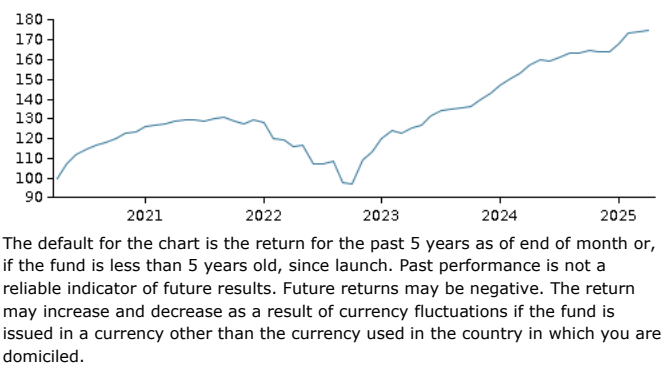
Ongoing charge	1.11%
Max. entry charge	5.00%
Max. exit charge	1.00%
Performance fee: 20% of the outperformance.	

Risk indicator

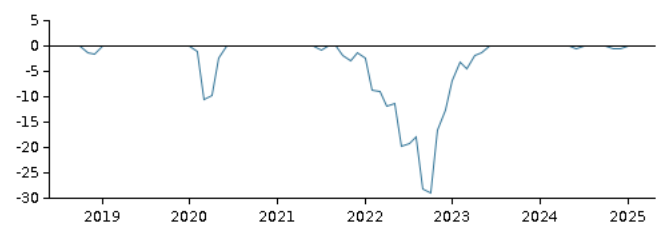
The summary risk indicator is a guide to the level of risk of this product compared to other products.



Return in the period: 30.04.2020 - 30.04.2025



Drawdown



Fixed Income Global Value Class C-sek h p

LU1807294613

Monthly return

	Jan	Feb	Mar	Apr	May	Jun	Jul	Aug	Sep	Oct	Nov	Dec	YTD
2025	2.57	2.91	0.37	0.45									6.43
2024	2.78	2.18	2.11	2.47	1.54	-0.46	1.55	0.98	0.30	0.82	-0.42	-0.03	14.64
2023	5.85	3.62	-1.23	2.43	0.63	3.90	2.21	0.44	0.45	0.62	2.39	2.49	26.31
2022	-0.95	-6.34	-0.27	-3.03	0.56	-8.27	0.29	1.42	-10.26	-0.68	12.29	3.99	-12.40
2021	1.90	0.51	0.76	1.19	0.18	0.24	-0.57	0.94	0.68	-1.58	-1.29	1.67	4.68
2020	1.22	-0.90	-9.54	0.78	7.39	4.10	2.33	1.95	1.26	1.57	2.26	0.78	13.06
2019	1.83	1.63	1.28	1.28	0.04	1.24	1.16	0.12	0.70	1.26	0.27	0.38	11.77

